

6810 Push Bar *Rim Type*



Optional Hold-Back function.



Outside Trim

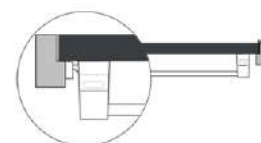

Feature

- Single point latch.
- Reversible LH or RH on site.
- Optional hold-back function.
- Max. door width 1300mm.
- Universal strike for single and rebated double door. Strike can be surface or mortised mounted into a timber frame.
- Optional electrified version can be connected to an access control system.

Specification

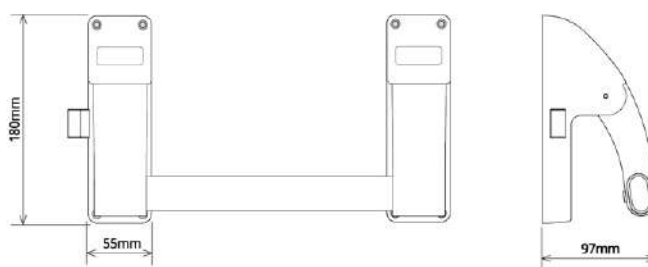
- Material: zinc-alloy steel, stainless steel.
- Finish: US32D.

Application



Left-hand shown

Dimensions



6820 Push Bar Mortise Lockset



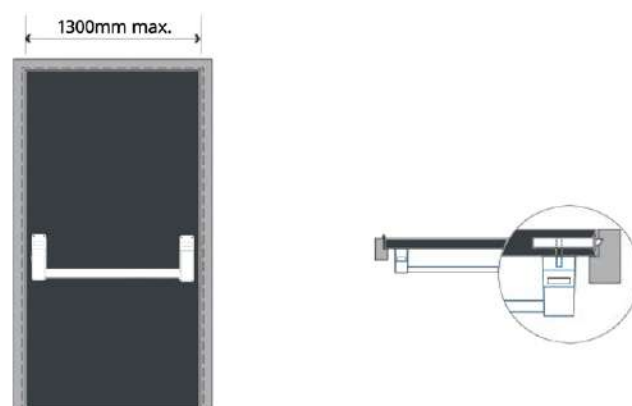
Feature

- Non-handed lockset.
- Lockset 72mm centers, 60mm backset.
- Max. door width 1300mm.
- Universal strike for single and rebated double door. Strike can be surface or mortised mounted into timber frame.
- Optional electrified version can be connected to an access control system.

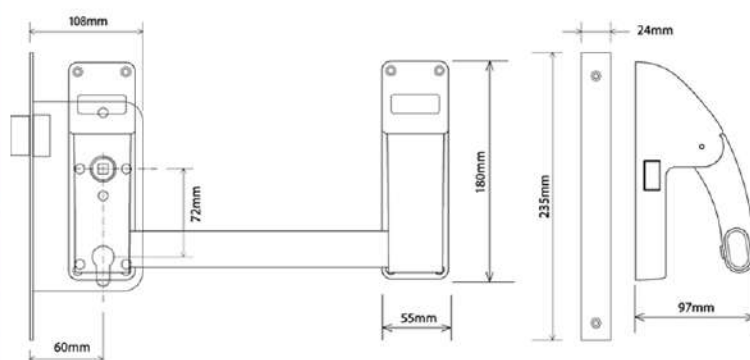
Specification

- Material: zinc-alloy steel, stainless steel.
- Finish: US32D.

Application



Dimensions



6830 Push Bar Vertical Rod



Outside Trim

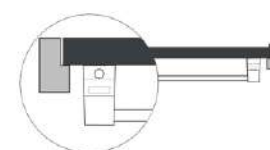
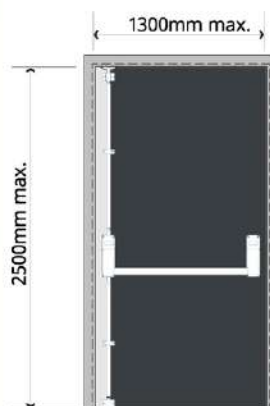
Feature

- Reversible LH or RH on site.
- Optional hold-back function.
- Max. door width 1300mm, and 2500mm height.
- Adjustment $\pm 5\text{mm}$ top/bottom shoots.
- Universal strike for single and rebated double door. Strike can be surface or mortised mounted into a timber frame.
- Optional electrified version can be connected to an access control system.

Specification

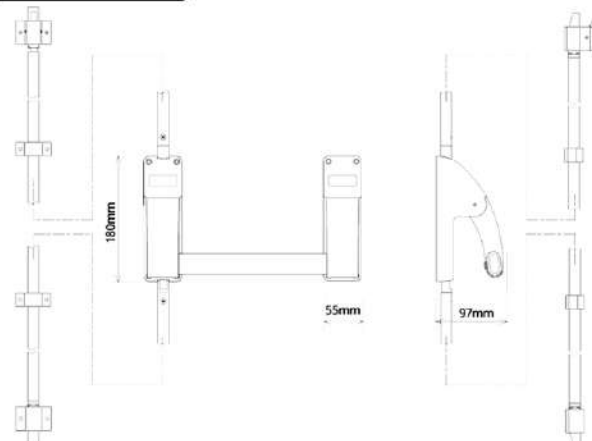
- Material: zinc-alloy steel, stainless steel.
- Finish: US32D.

Application



Left-hand shown

Dimensions





6820-1 SVR Push Bar with Mortise Lockset



FEATURE

- Reversible LH or RH on site.
- Optional hold-back function.
- Max. door width 1300mm, height 2500mm.
- Adjustable ± 5 mm top/bottom shoots.
- Universal strike for single and rebated double door. Strike can be surface or mortised mounted into a timber frame.
- Optional electrified version can be connected to an access control system.

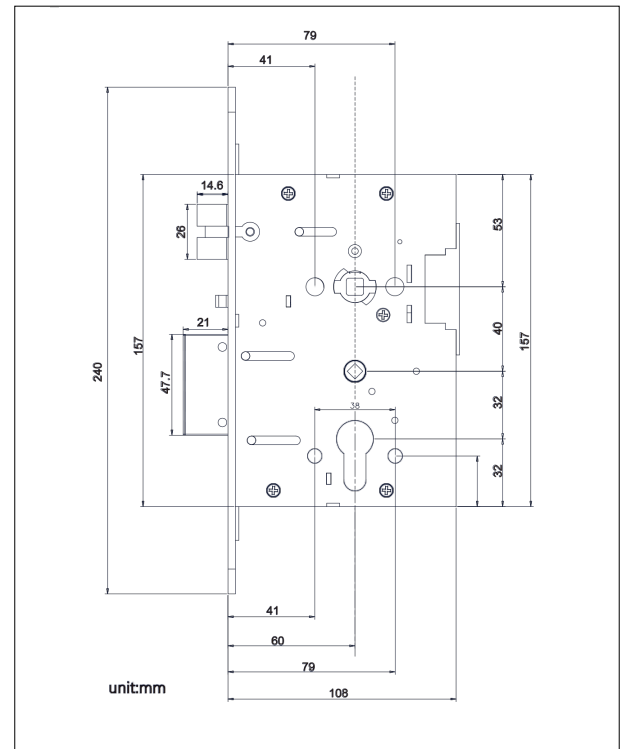
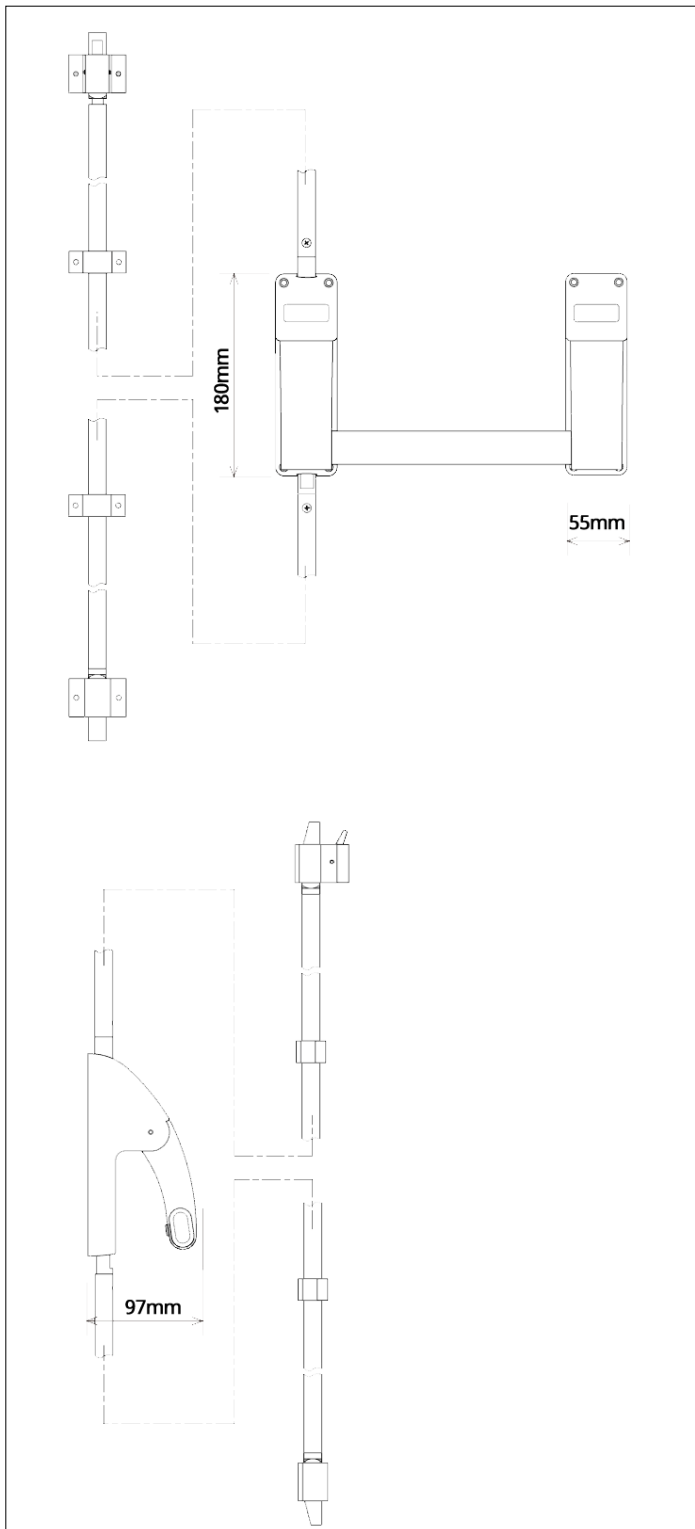
SPECIFICATION

- Material: zinc-alloy, stainless steel.
- Finish: US32D.
- Non-handed lockset.
- Lockset backset 60mm, 72mm center.



6820-1 SVR Push Bar with Mortise Lockset

DIMENSIONS





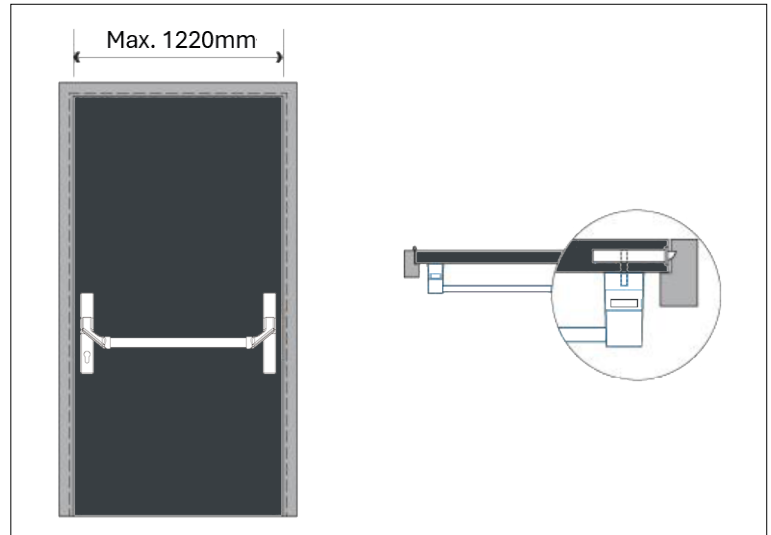
6821 Push Bar *Mortise Lockset*



FEATURE

- Non-handed lockset.
- Lockset C/C 72mm, B/C 60mm.
- For standard door width 970mm with push bar 850mm.
- Max. door width 1220mm with push bar 1100mm.
- Universal strike for single and rebated double door, strike can be surface or mortised mounted into timber frame.
- Optional electrified version can be connected to an access control system.

APPLICATION



SPECIFICATION

- Material: stainless steel.
- Finish: US32D

DIMENSION

